

36.07

()	12.16
A ()	2.37
()	438.58
()	50.99/35.66
300	3625
	2722

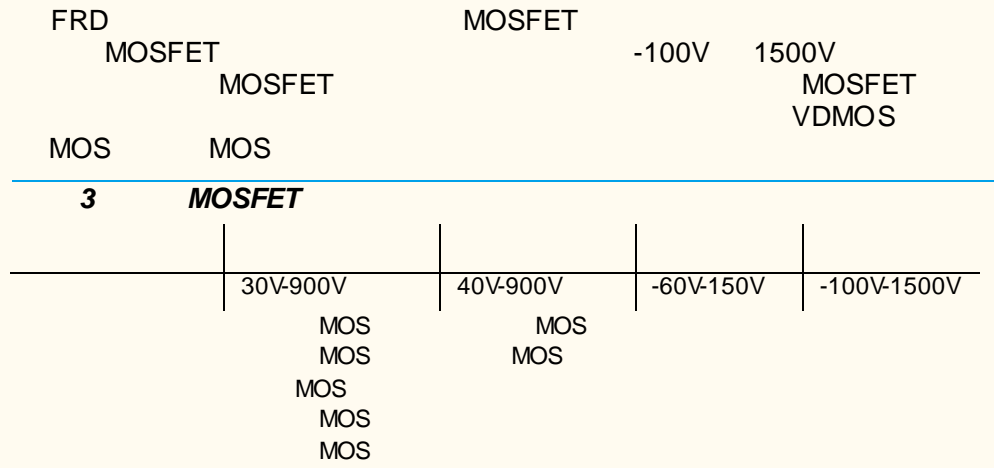
SAC S1130520010001
zhengbiyu gjzq.com.cn

SAC S1130519100004
zhang_chun gjzq.com.cn

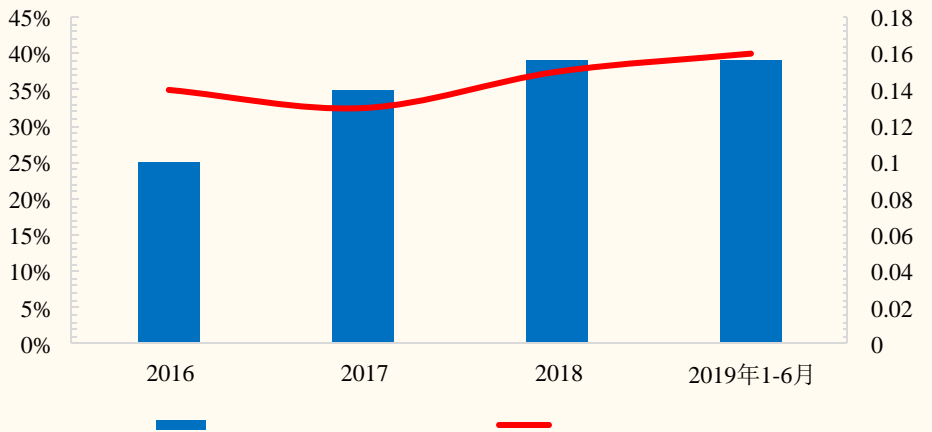
SAC





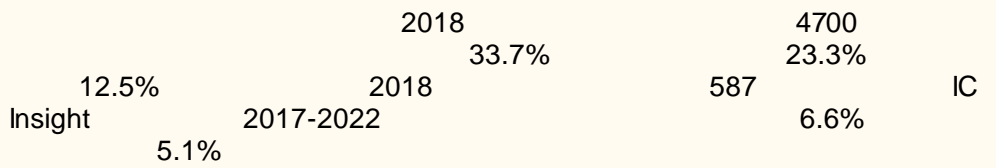


5

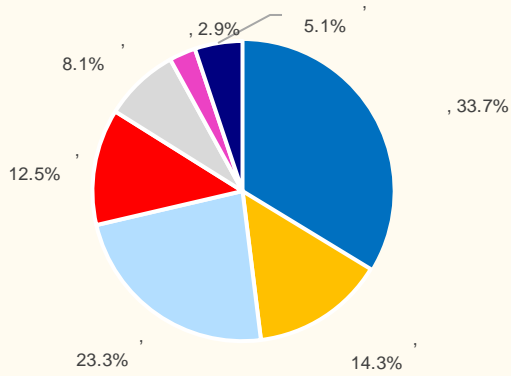


3.

IC



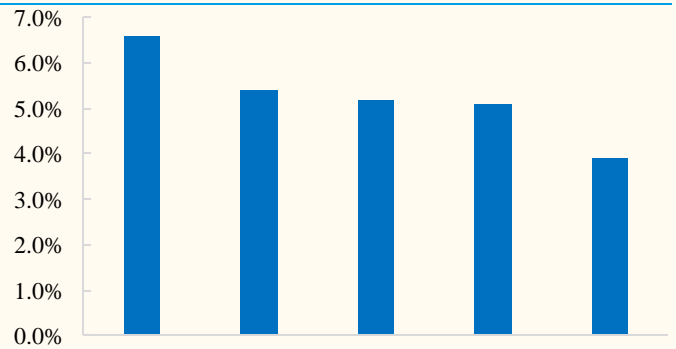
6 2018



WSTS

7

2017-2022E



IC Insight

68 /

120 /

MEMS SOI BCD/CDMOS MEMS

130nm 5nm 3nm EUV ; RF-COMS IC SOI/RF-

2018

2019 6 30

7937

641
37%

2290

11

EDA


MOSFET IGBT

BCD MEMS BMS GaN



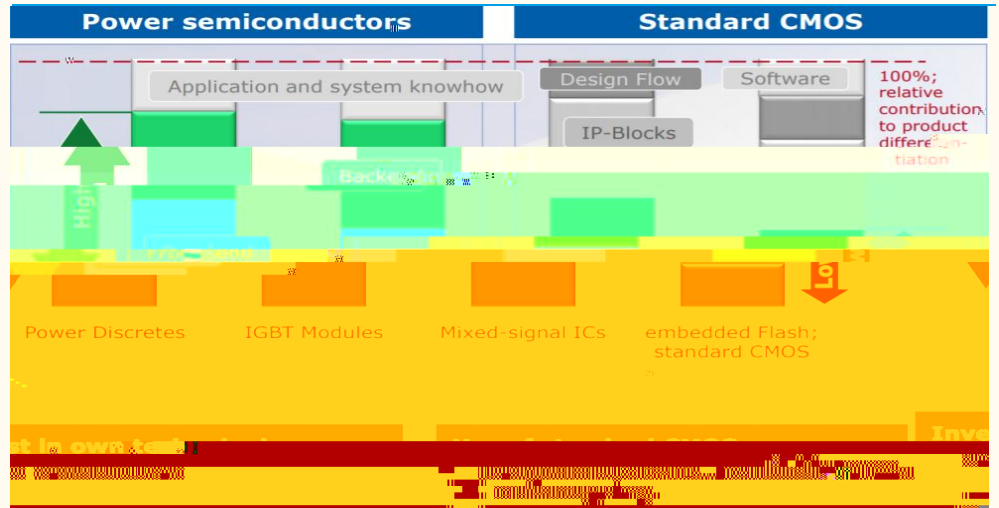
12 2008

1. **IDM**



15

CMOS



IDM

IP
MOSFET
700V BCD G2
IPM

Fabless

IDM
IDM

IDM

VDMOS
600V TRENCH FS IGBT

2008

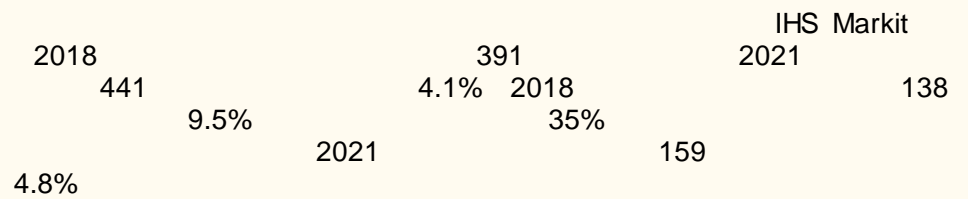
NPT-IGBT
VDMOS

700V BCD
1200V JBS

16

		IDM
		IDM
	IC	IC
	MOSFET	IGBT
		IDM
	(NXP)	MOSFET
	MOSFET IGBT	IC SiC

2.





17 2016-2021

18 2016-2021

IHS Markit

IHS Markit



20

21



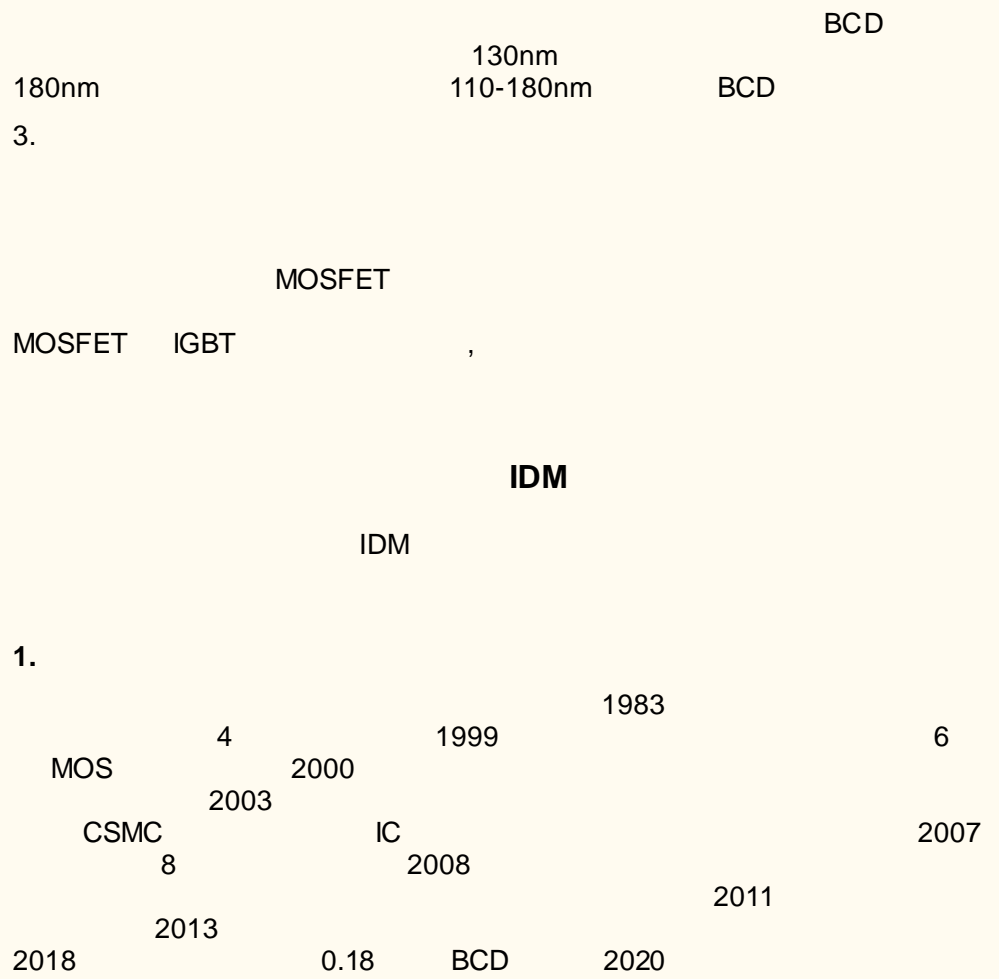
1050



25	GaN	SiC
-----------	------------	------------

Infineon							
SiC	GaN			100		SiC	GaN
		IGBT					
			IHS	2018	SiC	GaN	
	7			2025			100
3.							
				35%		IHS Markit	2018
		MOSFET				39% IGBT	43



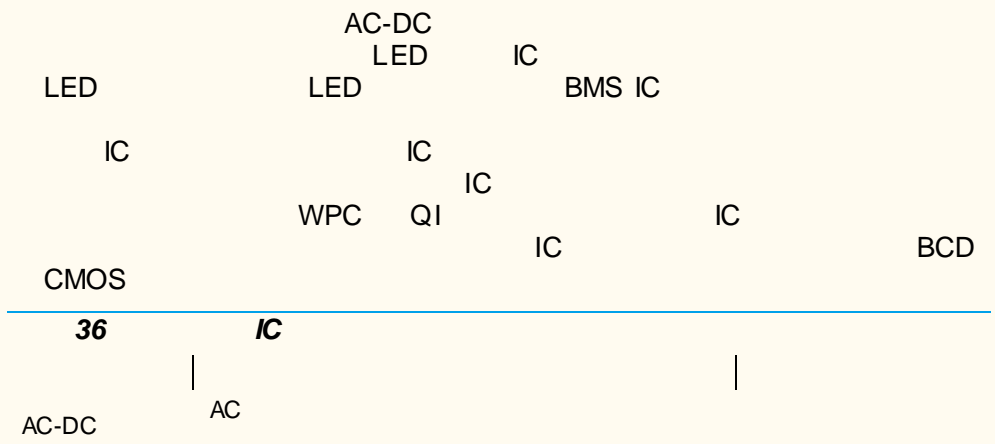




31

2020 2 18







7%4

38

MCU		MCU	PC	MCU	
MCU		MCU		MCU	
MCU				8	16 32
	CPU				

2)

0.1-1 IGBT MEMS CMOS GaN SiC Bipolar BiCMOS SOI BCD MEMS
 247 8 6 1 8 73 3 6
 BCD 1 8
 60 IC

62

2.4

B014



MPS International

2018

Diodes Incorporated

Diodes
CIRRUS Logic

1984

BOSE

40	2018		
		12,112	4.51%
		8,940	3.33%
		8,649	3.22%
		7,987	2.98%
		7,638	2.85%
		45,326	16.89%

41	2018		



43

2019

2020E





2019-2021





0	0	0	0	0
0	0	0	0	0
0	0	0	0	0
0	0	0	0	0
0.00	0.00	0.00	0.00	0.00

			1	
	2		3	4
1.00 =	1.01~2.0=		2.01~3.0=	
3.01~4.0=				

