

12

():
 (): 70.00

2023 5 04

2022

2022

49.5

100.6

+9%

+14%

1

/

+185%/127%

2


IGBT/

/IPM

145%/324%/220%

1

2022



2

	3Q22	4Q22	1Q23	2021	2022	2023E	2024E	2025E	2023E	2024E	2023E	2024E
	A	A	A	A	A				(OLD)	(OLD)	Diff.	Diff.
	2,486	2,428	2,346	9,249	10,060	10,902	12,831	14,369	11,603	13,818	-6%	-7%
	0.5%	4.6%	-6.7%	33%	9%	8%	18%	12%				
	-1,563	-1,586	-1,530	-5,982	-6,367	-7,084	-8,334	-9,335				
	923	842	817	3,267	3,694	3,818	4,498	5,034				
	-1.4%	3.5%	-11.0%	70%	13%	3%	18%	12%				
				1266	2135	7285	6966	5571				
				807	913	924	1291	1804				
&												
OPEX	-323	-479	-389	-1145	-1336	-1550	-1945	-2280				
	-40	-56	-41	-131	-168	-164	-180	-201				
	-151	-161	-155	-441	-548	-578	-577	-618				
	-235	-301	-267	-713	-921	-981	-1091	-1150				
	104	40	75	141	301	173	-97	-311				
	1	77	5	-18	84	-43	-61	-82				
	576	566	437	2,351	2,537	2,362	2,619	2,796				
	-9.8%	-3.6%	-33.4%	119%	8%	-7%	11%	7%				
/	59	61	59	3	116	42	53	70				
	719	537	451	2,354	2,653	2,404	2,671	2,867				
	12.5%	-8.8%	-31.4%	117%	13%	-9%	11%	7%				
	-21	25	-78	-96	-54	-49	-54	-58				
	5	-1	8	10	18	16	18	19				
	703	560	380	2,268	2,617	2,372	2,636	2,828	2,677	3,244	-11%	-19%
	14.1%	-4.2%	-38.6%	135%	15%	-9%	11%	7%				
	0.58	0.46	0.31	1.86	2.15	1.95	2.16	2.32				
	14.1%	-4.2%	-38.6%	118%	15%	-9%	11%	7%				
	37.1%	34.7%	34.8%	35.3%	36.7%	35.0%	35.1%	35.0%	34.5%	34.3%	+0.5pct	+0.8pct
	23.2%	23.3%	18.6%	25.4%	25.2%	21.7%	20.4%	19.5%				
	13.0%	19.7%	16.6%	12.4%	13.3%	14.2%	15.2%	15.9%	9.6%	9.1%	+4.6pct	+6.1pct
	28.3%	23.1%	16.2%	24.5%	26.0%	21.8%	20.5%	19.7%				

3

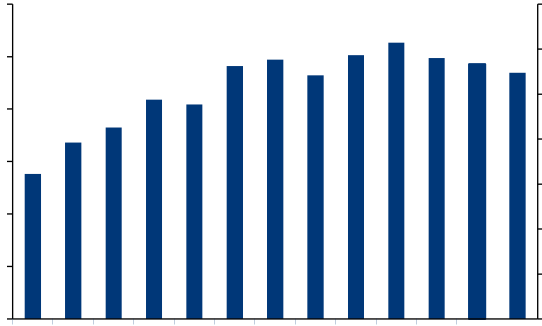
/		2016A	2017A	2018A	2019A	2020A	2021A	2022A	2023E	2024E	2025E
	8	234	225	233	237	237	259	264	318	366	415
6	1 /5)	231	207	212	212	212	230	230	230	230	230
8	2 Hynix	62	62	62	64	64	70	70	77	85	94
8		42	47	52	54	54	59	60	66	73	80
12								2	20	30	30
12										5	20

4





6



Wind

7

Wind

8

Wind

9

Wind

10

Wind

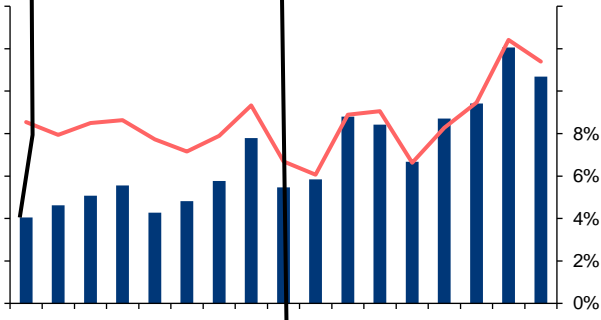
11

Wind



12

13



Wind

Wind

14

PE-Bands

15

PB-Bands

Wind

Wind



()	2021	2022	2023E	2024E	2025E	()	2021	2022	2023E	2024E	2025E
	14,692	16,649	18,120	21,191	23,438		9,249	10,060	10,902	12,831	14,369
	11,246	12,700	13,763	16,198	18,139		5,982	6,367	7,084	8,334	





https://www.htsc.com.hk/stock_disclosure

1934 FINRA 15a-6 FINRA
FINRA

FINRA

/ / , /
/ , /

A 300 6 12 500

15%
5%~15%
-15%~5%
15%

/ /

